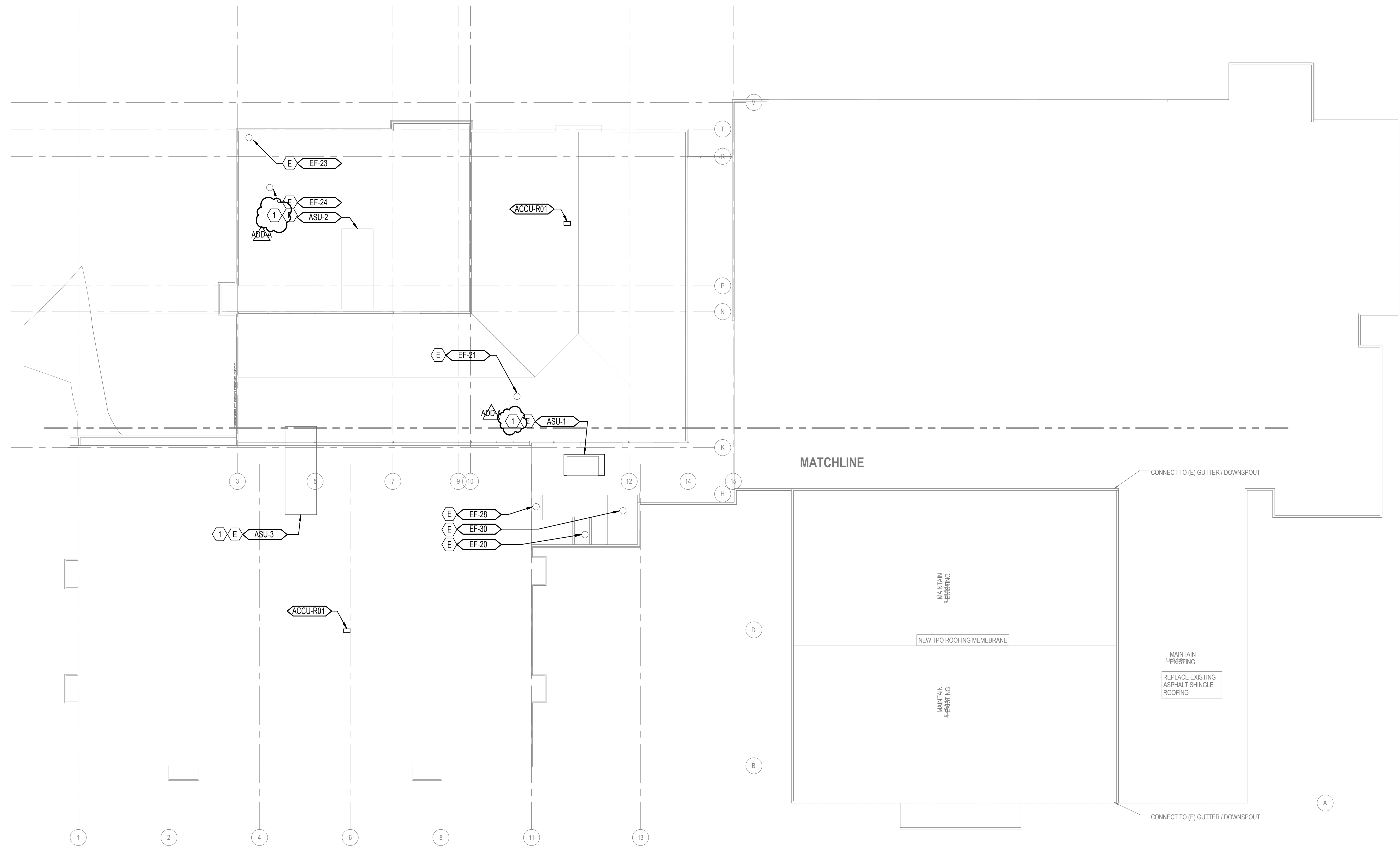
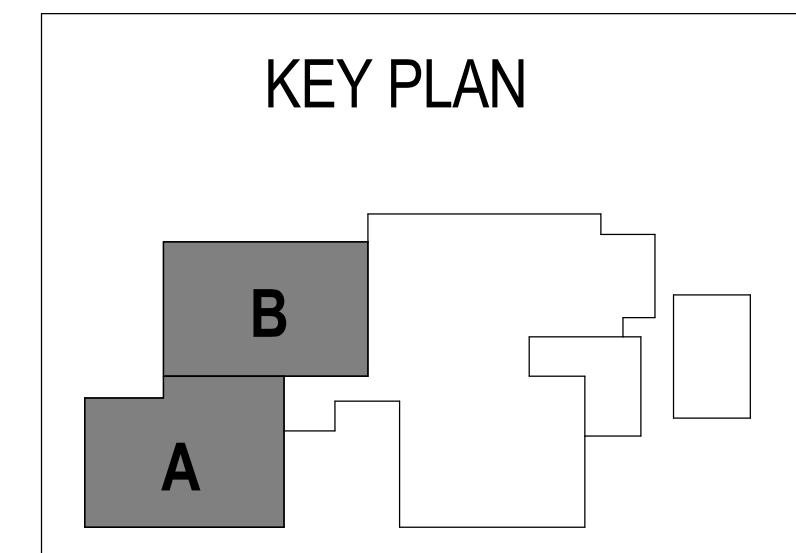



C:\revit\Local Files\14-1801 MEP\15\14-1801 MEP15_jordan.fsk.rvt
5/13/2015 2:49:17 PM



NOTES:
1. BALANCE ALL ASSOCIATED SUPPLY AND RETURN DIFFUSERS AND GRILLES.

- GENERAL NOTES:**
- A. PROVIDE VOLUME DAMPER AT EACH BRANCH OUTLET/INLET.
 - B. RUN DUCTS CONCEALED, UNLESS SPECIFIED OTHERWISE, AND CLEAR OF CEILING INSERTS. ALL DUCTWORK SHALL BE INSTALLED AS CLOSE AS POSSIBLE TO WALL AND UNDERSIDE OF BEAMS AND JOISTS.
 - C. ALL WORK SHALL BE COORDINATED WITH ALL TRADES INVOLVED. OFFSETS IN PIPING AND DUCTS (INCLUDING DIVIDED DUCTS) AND TRANSITIONS AROUND OBSTRUCTIONS SHALL BE PROVIDED AT NO ADDITIONAL COST TO THE OWNER.
 - D. FIELD VERIFY AND COORDINATE ALL DIMENSIONS BEFORE FABRICATION.
 - E. REFER TO ARCHITECTURAL REFLECTED CEILING PLANS FOR EXACT LOCATIONS OF AIR DEVICES.
 - F. ALL DETAILS APPLY TO THIS SHEET WHETHER TAGGED OR NOT.
 - G. TERMINAL UNIT TAGS INDICATE TERMINAL UNIT IN SPACE. PROVIDE TERMINAL UNIT, CONTROLS, BRANCH DUCTWORK, AND DIFFUSERS.
 - H. ALL NEW EQUIPMENT SHALL BE CONTROLLED VIA EXISTING BUILDING'S DDC SYSTEM.



1 ROOF PLAN - OVERALL - MECHANICAL
1/16" = 1'-0"

Project Status
PERMIT/BID ISSUE

18806
John C. Yousef
REGISTERED PROFESSIONAL MECHANICAL ENGINEER
EXPIRES 12/31/18

ROOF PLAN - OVERALL - MECHANICAL
FERN RIDGE MIDDLE SCHOOL
INTERIOR ALTERATIONS

M2.0
74-13107-30
Issue Date: 04/29/2015
REVISIONS
ADDN 05/13/2015 Addressm.A



DLR Group
Architecture Planning Interiors

© 2015, DLR Group Architecture & Planning Inc., an Oregon corporation. ALL RIGHTS RESERVED